

STD Series

Specification

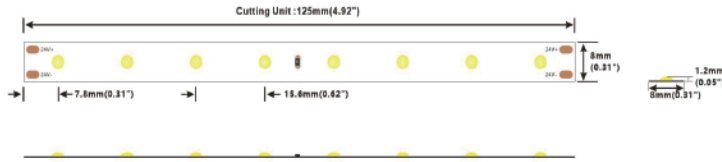
# FD64

## 24V-8mm



## 【General description】

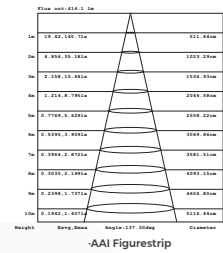
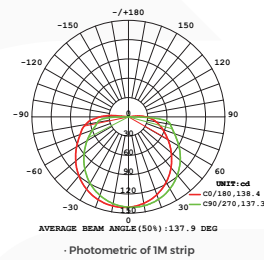
- Chip strip,180° emitting, excellent anti-sulfide ability
- Reel to reel process,without soldering joint, high cost effective
- CRI>80,120LM/W
- 4 optional 2700K\3000K\4000K\6500K white lights



## 【Dimension】

Input voltage: DC24V  
 CRI: 80  
 Max.power: 4.8W(1m)  
 Power range: 4~4.8W(1m)  
 Rated current: 0.18A(1m) /0.88A(5m)  
 Typical Power: 4.4W(1m) /22.3W(5m)  
 tape IP: IP20/IP65  
 On-off times:10000 (test times)  
 Warranty: 3years

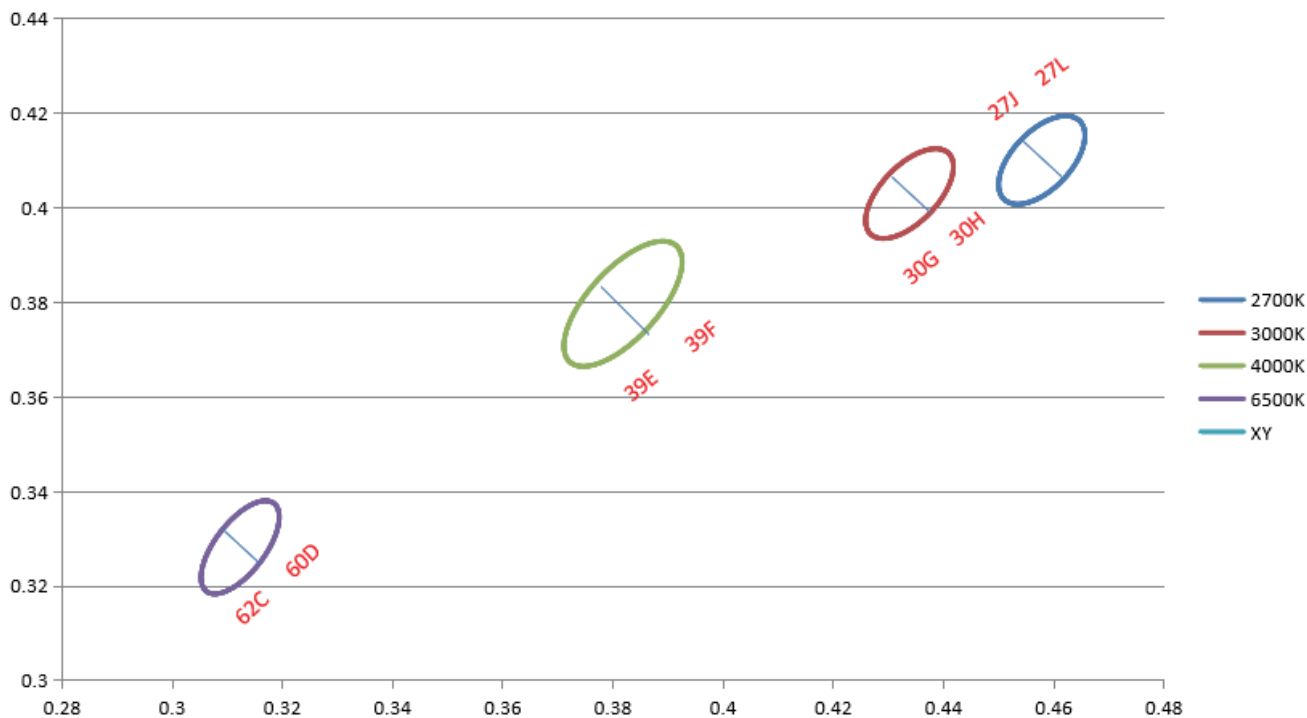
Max.length: 5000mm(16.4')  
 Cutting unit: 8leds/125mm(4.92")  
 LED pitch: 15.6mm(0.62")  
 Min. bend diameter: Φ60mm(2.36")  
 Mounting: 3M tape  
 Copper foil: 2oz



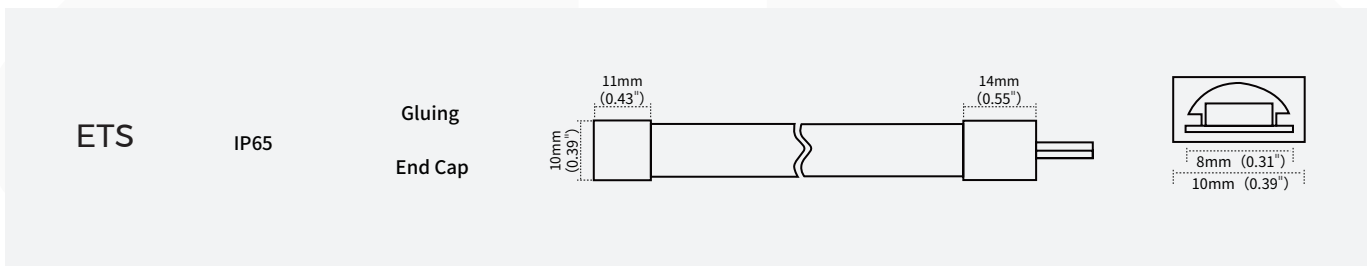
## 【Photo-electric Parameters】

CRI	Color	CCT	Lumen(lm/m)	Lumen(lm/ft)	lm/W	ErP 2019
Ra>80	SW	2700K	470	140	107	F
Ra>80	WW	3000K	490	145	111	F
Ra>80	NW	4000K	520	155	118	F
Ra>80	W	6500K	540	160	123	F




- 1.The tolerance of output data can be vary up to 15%.
- 2.the output data tested according to IES TM-30-15.
- 3.the output data is based on IP20/1merter, data of 5m in only for reference.
- 4.IP protection process leads changes to size, CCT and luminous flux.














**【IP process information】**



**【Electronic & output data】**

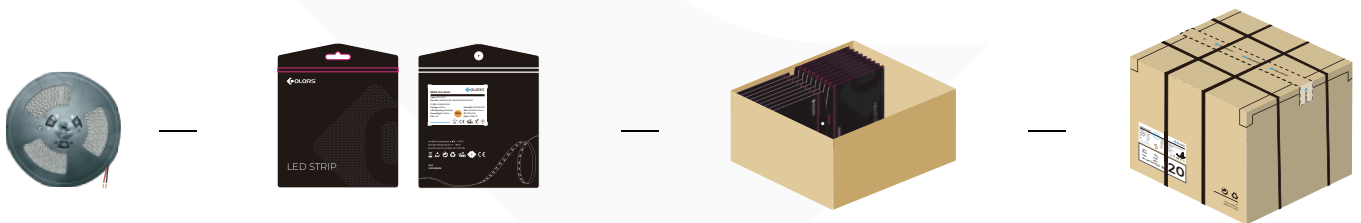
IP Process	Picture	Picture description	Size	optional CCT/color for finished product	lumen output rate
NO		No proof	8mm*1.2mm	2700K/3000K/4000K/6500K	100%
NA		Nano-proof	8mm*1.3mm	2700K/3000K/4000K/6500K	98%
ETS		Extrusion tube	10mm*4.8mm	2700K/3000K/4000K/6500K	88%

## 【Accessories Information】

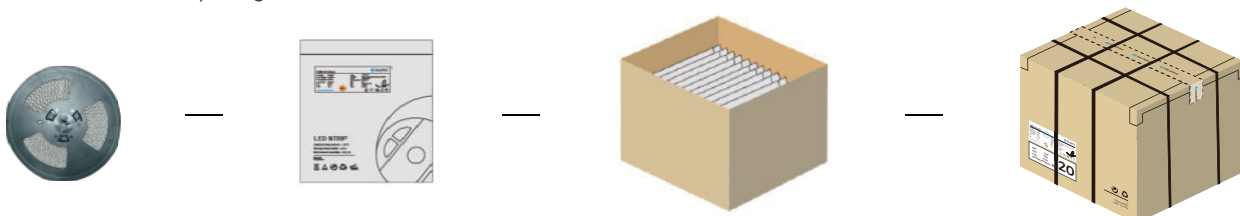
Name	Picture	Code	coding	description
Connector for wire and FPC		94-42-620800001	TXB208-NOGA	8mm width, 2PIN connector of wire and FPC, suitable for white color strip, NO/NA, 2PIN wire18- 22AWG
Connector for FPC and FPC		94-42-620800002	TBB208-NOGA	8mm width, 2PIN connector of FPC and FPC, suitable for white color strip,NO/NA
Slim connector		81-01-000000-000064	TBB208-NOTA	Suitable for 8mm board width, IP20, 2PIN board-to-board solderless terminal
Slim connector		81-01-000000-000066	TXB208-NOTA012	Suitable for 8mm board width, IP20, 2PIN wire- to-board solderless terminal
Fixed Clip		94-02-00-0002	FSW08SA	Silicone clip, screw: PA 3*8mm, suitable for 8mm FPC,EF/ET strip
Silicone end cap set		94-03-00-0069	TW08ETS-A	Suitable for 8mm board width, ETS series silicone extrusion light strip
Mounting groove		94-02-00-0024	CVT08EA-12100100	Transparent PVC mounting groove,suitable for 8mm FPC,silicone extruded EF/ET strip
Stopper glue		94-16-03010001	AS-PG-0003	Silicone gel,suitable for ET/EF/EG waterproof LED strip
ET solderless plug		94-03-00-0027	PT208-ETWA	Monochromatic light strip, 8mm board width, ETS protection technology
ET press-fit terminals		94-03-00-0028	CBX208-ETWA020	Monochromatic light strip, 8mm board width, ETS protection technology
ET press-fit terminal kit		94-03-00-0029	STBX208-ETWA020	Monochromatic light strip, 8mm board width, ETS protection technology

## 【Packing】

Colors brand package



General customized package



IP Process	Product size(mm)	Product quantity (m/reel)	Product quantity (m/case)	Product net weight(kg)	Net weight per box(kg)	Gross weight(kg)	Package size (mm)
NO	5000*8*1.2	5	270	0.09	4.86	5.589	365*365*190
NA	5000*8*1.3	5	270	0.1	5.4	6.21	365*365*190
ETS	5000*10*4.8	5	270	0.38	15.2	17.48	410*410*260

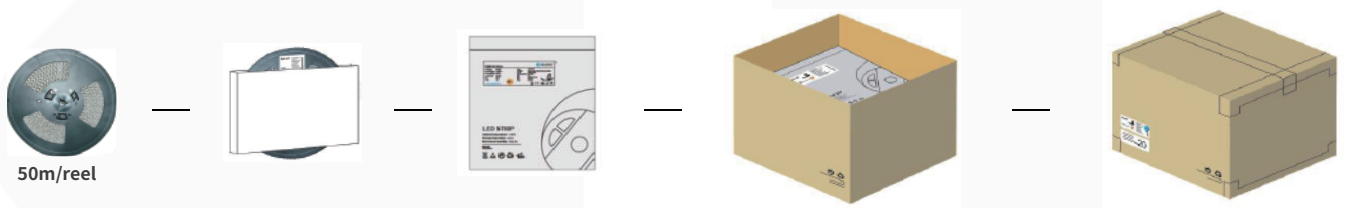
Remark: data with 10% tolerance

· **Engineering packaging of ETS(IP65)**

(free-soldering end caps with 40 cover per box could be ordered separately if needed)



· **Engineering packaging of NO(IP20)/NA(IP65).**



IP Process	Product size(mm)	Product quantity (m/reel)	Product quantity (m/case)	Product net weight(kg)	Net weight per box(kg)	Gross weight(kg)	Package size (mm)
NO	50000*8*1.2	50	650	0.9	11.7	13.455	410*410*260
NA	50000*8*1.3	50	650	1	13	14.95	410*410*260
ETS	50000*10*4.8	50	100	3.8	7.6	8.74	255*255*260

Remark: data with 10% tolerance

## **【Precautions】**

- Please drive the led strip with 24VDC isolated power, and the ripple of the constant voltage source should be less than 5%.
- DO NOT twist the strip, especially the emitting point, in case damage of LED chip
- ATTENTION, there are 2 soldering parts per reel (5m/reel) at most when mass production, just for few reels.
- Please do not bend the strip into an arc with a diameter less than 30mm to ensure the longevity and reliability.
- Do not fold it in case any damage of LED chip.
- Do not pull the power wire hard to ensure the longevity. Any Crash may damage the LED light is prohibited.
- Please make sure the wire is connected to the anode and cathode correctly. The power output should be consistent with the voltage of the strip to avoid damage.
- LED lights should be stored in dry, sealed environment. Please only unpack it before usage. Ambient temperature: -25℃~40℃.Storage temperature: 0℃~60℃.Please use the strips without waterproof within indoor environment with humidity less than 70%.
- Please be careful during operation. Do not touch the AC power supply in case of electric shock.
- Please leave at least 20% power for the power supply during using to ensure there is enough power supply to drive the product.
- Do not use any acid or alkaline adhesives to fix the product (e.g.: glass cement).
- Do not scratch the product when IP process of the product is NA. Ultraviolet rays will damage the nano-layers on the product and seriously affect the life of the product.